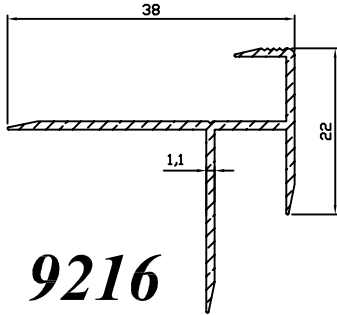
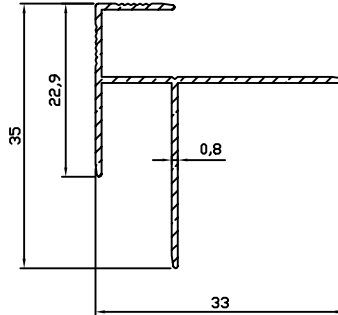


PARKE PROFİLLERİ

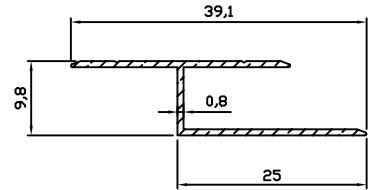
7



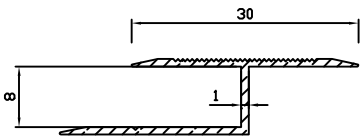
9216
0.250 kg/m



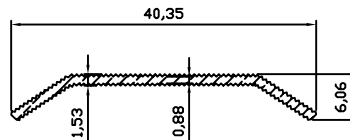
9557
0.187 kg/m



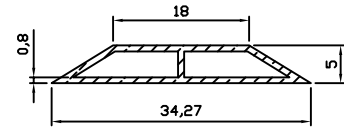
9553
0.132 kg/m



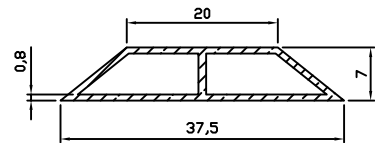
9188
0.152 kg/m



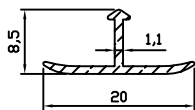
9569
0.139 kg/m



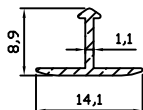
9745
0.149 kg/m



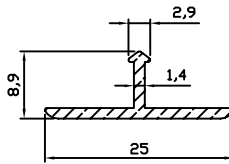
9025
0.177 kg/m



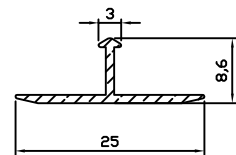
5175
0.079 kg/m



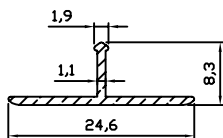
5174
0.062 kg/m



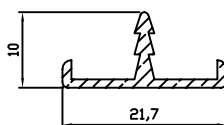
5026
0.121 kg/m



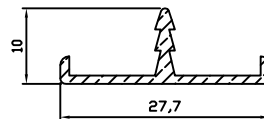
5208
0.095 kg/m



5213
0.094 kg/m



9232
0.122 kg/m



9233
0.140 kg/m