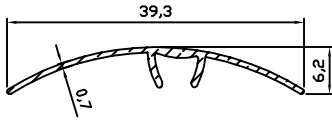
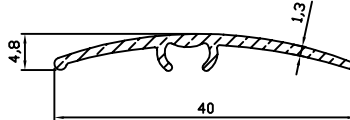


PARKE PROFİLLERİ

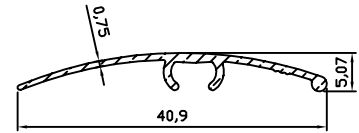
4



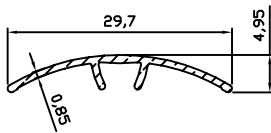
5184
0.105 kg/m



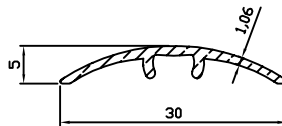
5190
0.166 kg/m



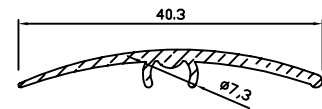
5085
0.124 kg/m



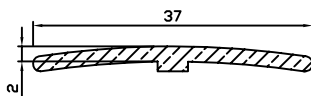
5185
0.092 kg/m



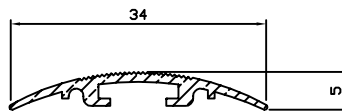
5186
0.113 kg/m



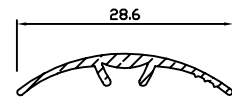
9192
0.175 kg/m



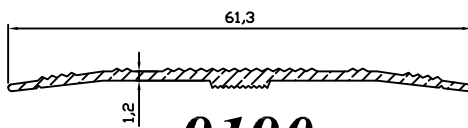
9093
0.215 kg/m



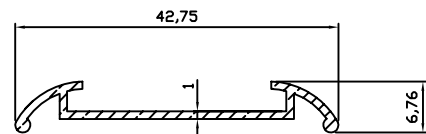
9066
0.141 kg/m



9193
0.102 kg/m



9190
0.225 kg/m



9043
0.165 kg/m