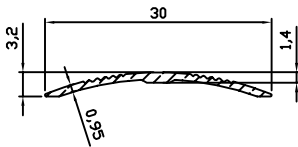
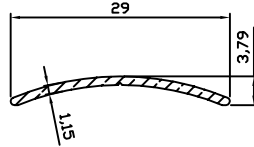


PARKE PROFİLLERİ

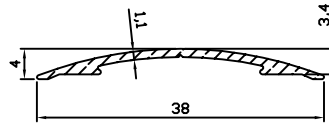
3



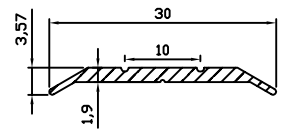
5057
0.076 kg/m



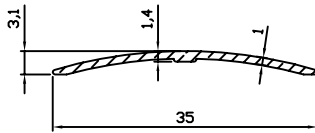
5164
0.092 kg/m



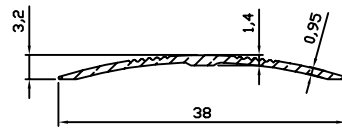
5179
0.121 kg/m



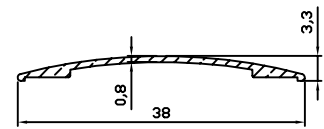
5176
0.127 kg/m




5147
0.098 kg/m



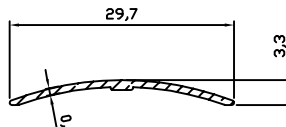
5058
0.095 kg/m



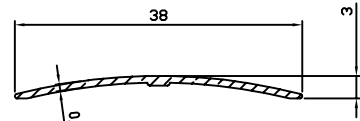
9583
0.097 kg/m



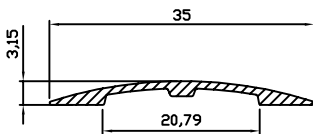
5058
0.095 kg/m



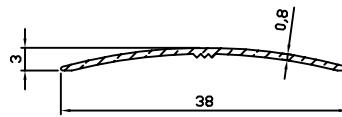
5074
0.076 kg/m



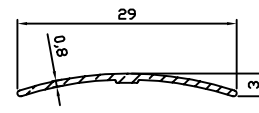
5075
0.095 kg/m



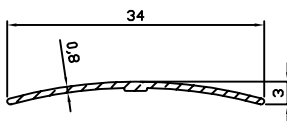
5004
0.119 kg/m



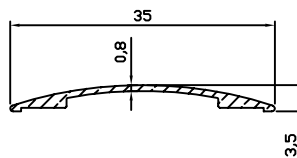
9552
0.084 kg/m



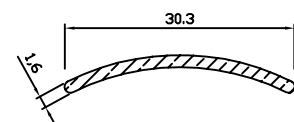
9582
0.067 kg/m



9584
0.078 kg/m



9588
0.097 kg/m



9191
0.135 kg/m